




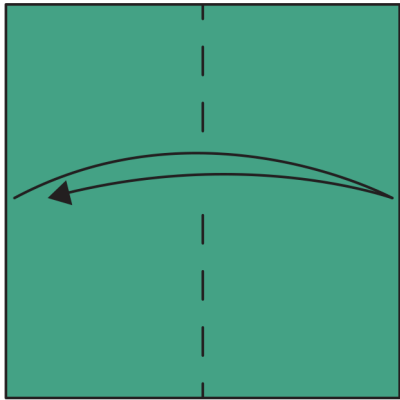
[www.PaperGirls.com](http://www.PaperGirls.com)

# Picture Frame

Inspired by "The Inspo Buddies" Episode!

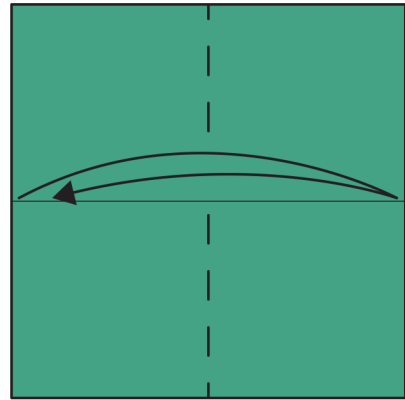


Step 1



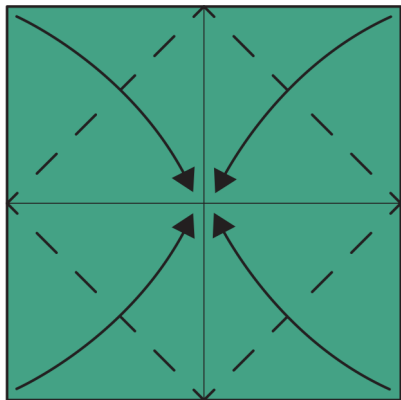
Fold in half and unfold

Step 2




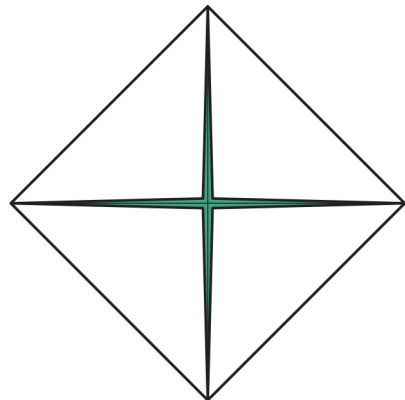
Fold in half and unfold

Step 3



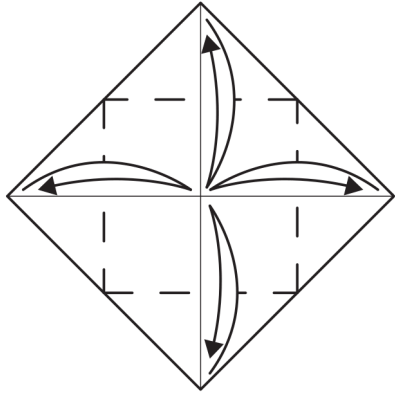
Fold corners into center

Step 4



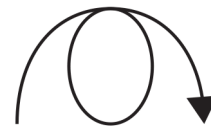
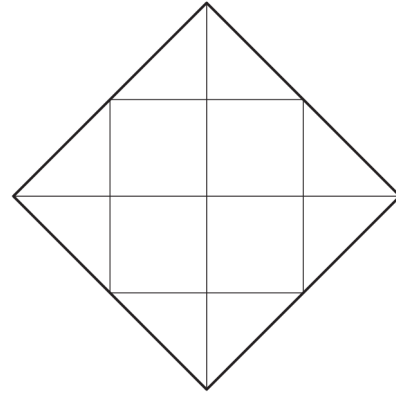
Turn over

## Step 5



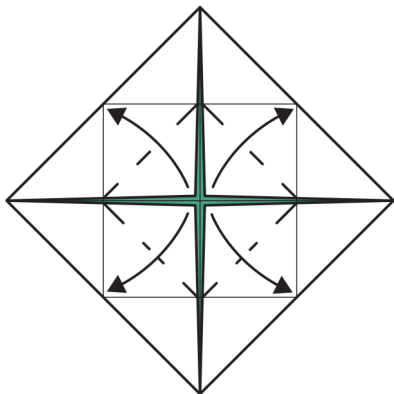
Fold corners into center  
Unfold

## Step 6



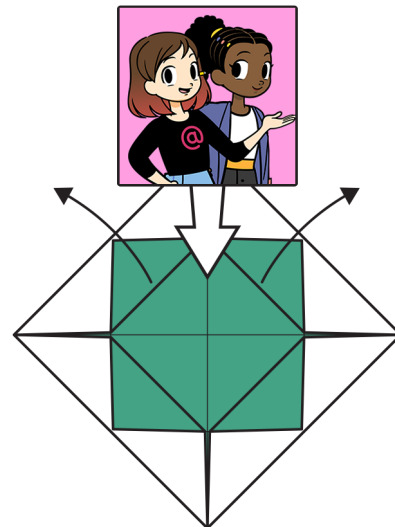
Turn over

## Step 7




Fold corners out

## Step 8




Unfold partially  
Slide picture inside

## Step 9



Refold


## Step 10



Refold corners behind

## Step 11

Finished!



## Step 12



[www.PaperGirls.com](http://www.PaperGirls.com)



[www.TarosOrigamiStudio.com](http://www.TarosOrigamiStudio.com)